

# Enrollment, Persistence, Retention, and Graduation Rate Data

Report shared at the Teacher Education Council Meeting 3/12/21



TEACHER EDUCATION UNIT

---

BUFFALO STATE • The State University of New York

# Persistence and Retention



# Industry-Standard Definitions

\*Pre-majors not included.

\*Data is based on first-term major.

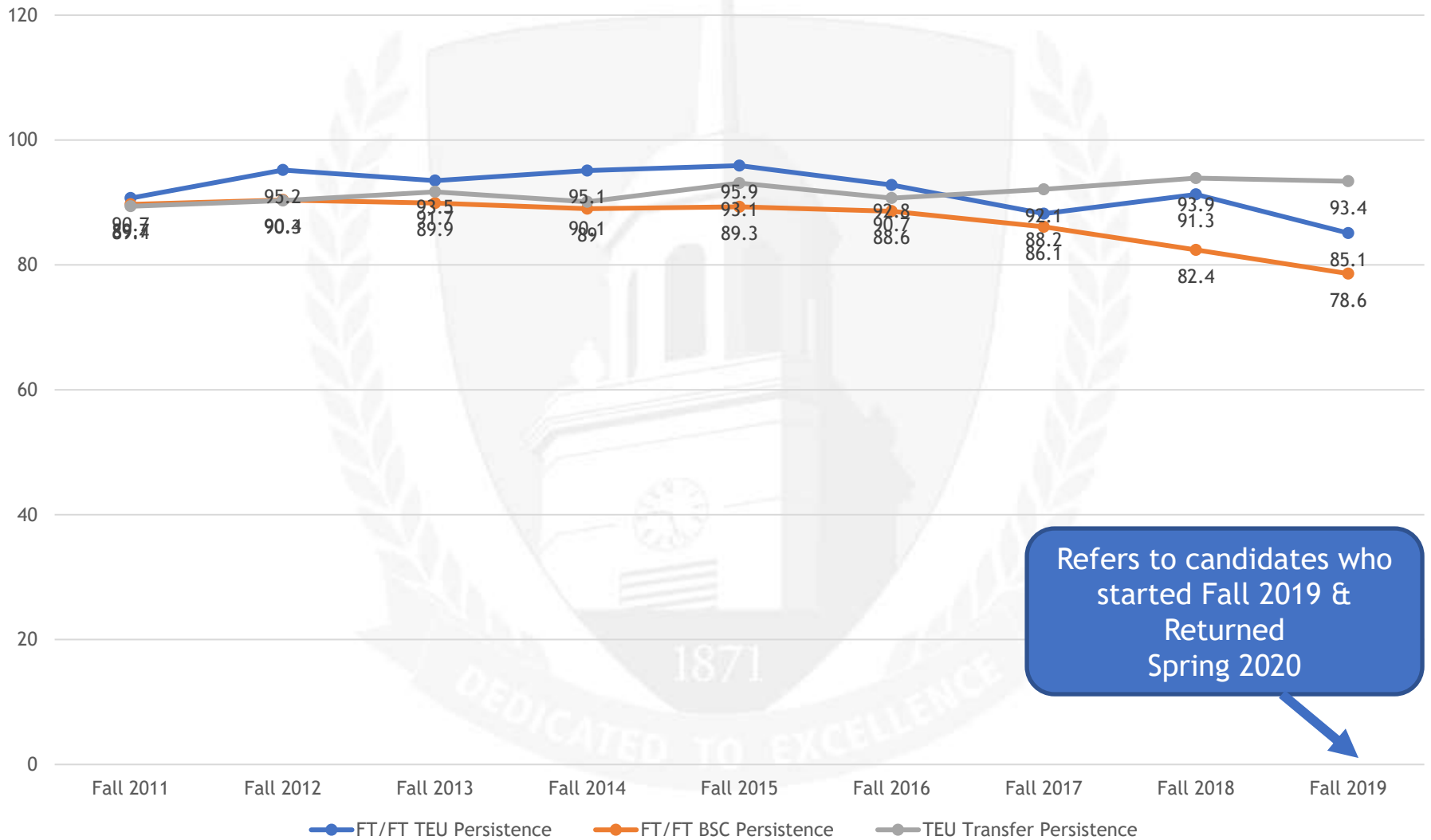
**Persistence** is the percentage of first time, full time matriculated students who return for the first spring term after initial fall enrollment.

**Retention** is the percentage of first-time, full time matriculated students who return for the next fall term.

**Graduation Rate** is the percentage of first time, full time matriculated students who complete their program within 4 years/5 years. (5-year rate is a cumulative percent of 4 and 5.)

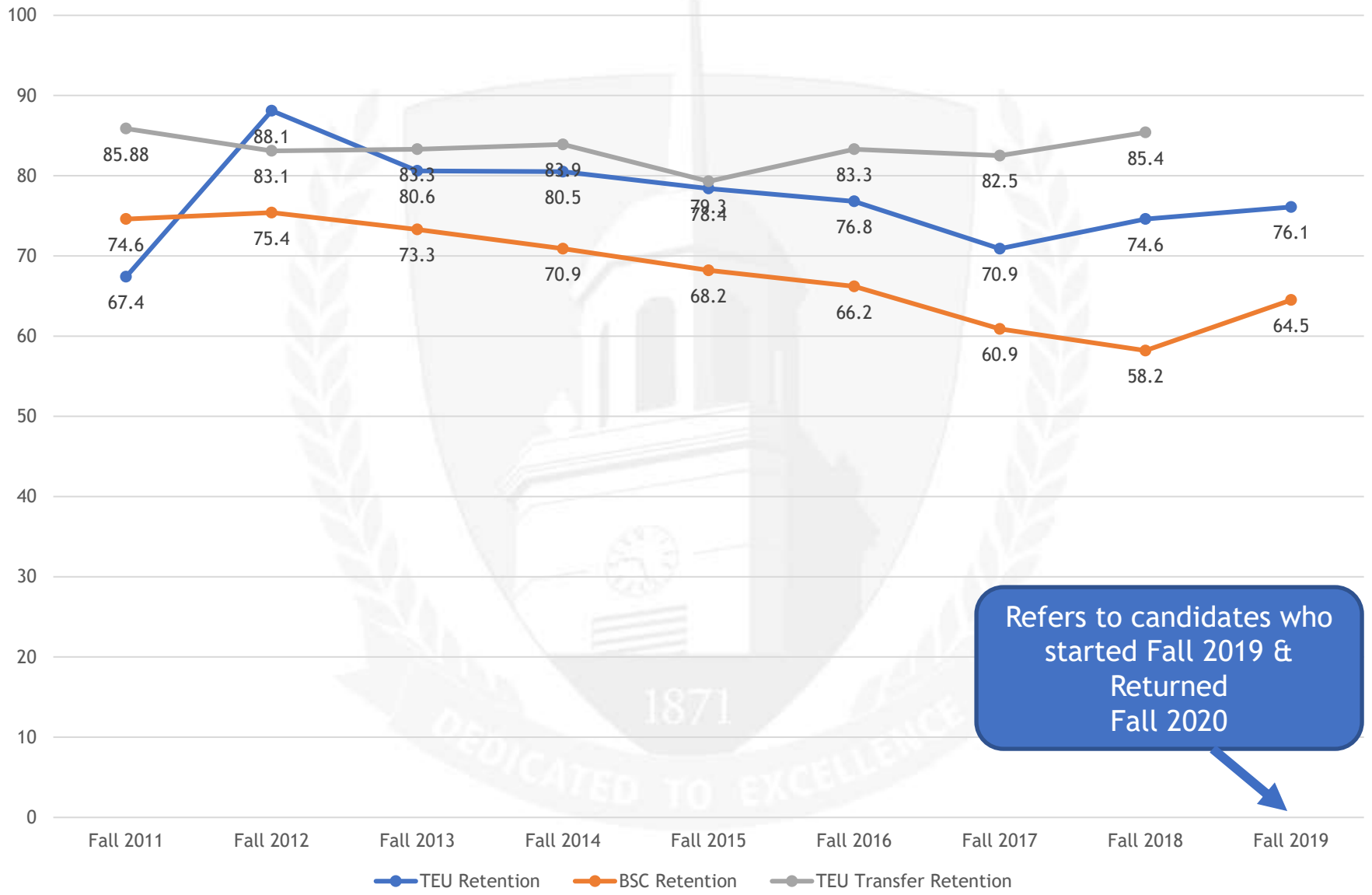
**Transfer-Out Rates** include students who were matriculated at Buff State for at least one year and left (includes transfers, drop-outs, and unknown)

## Persistence for TEU & BSC: % returning for spring semester after first fall semester-UG



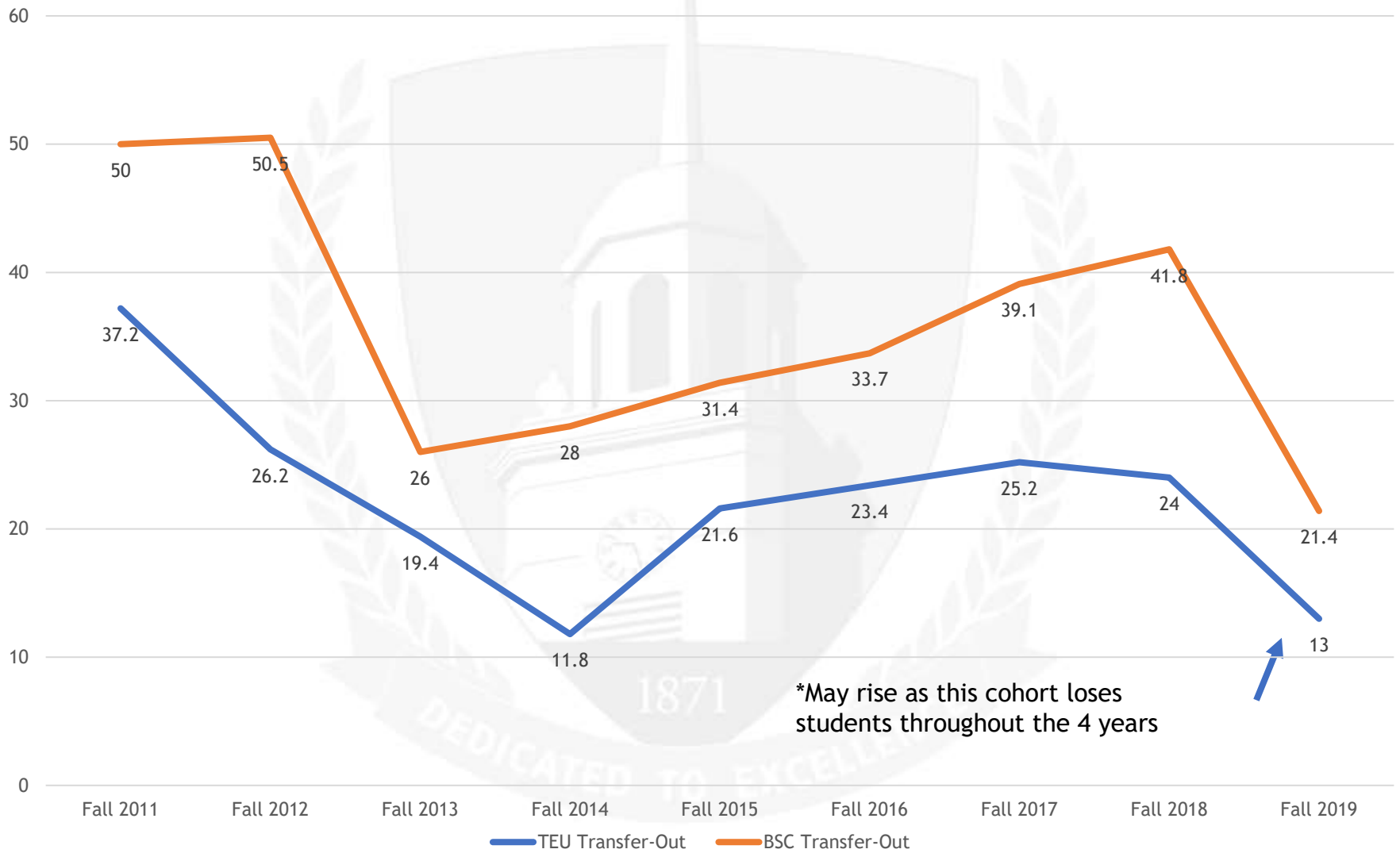
FT/FT = First Time/FullTime TEU = Teacher Education Unit

Retention for TEU & BSC: % returning for second fall semester (UG)



Refers to candidates who started Fall 2019 & Returned Fall 2020

# Transfer-Out Rate (1yr)



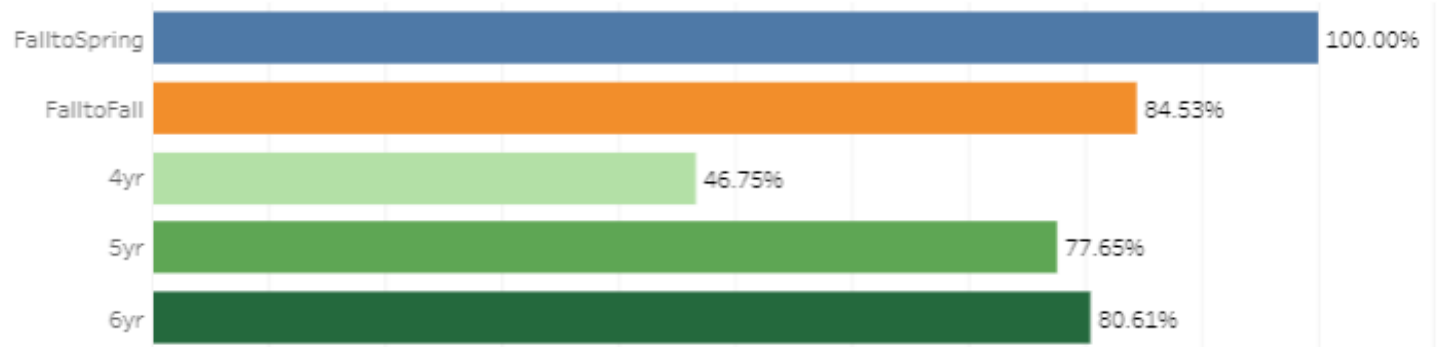
TEU = Teacher Education Unit

# TEU Persistence, Retention, Graduation Rates (Overall & by Ethnicity)

2010 through Fall 2020\* (as available)

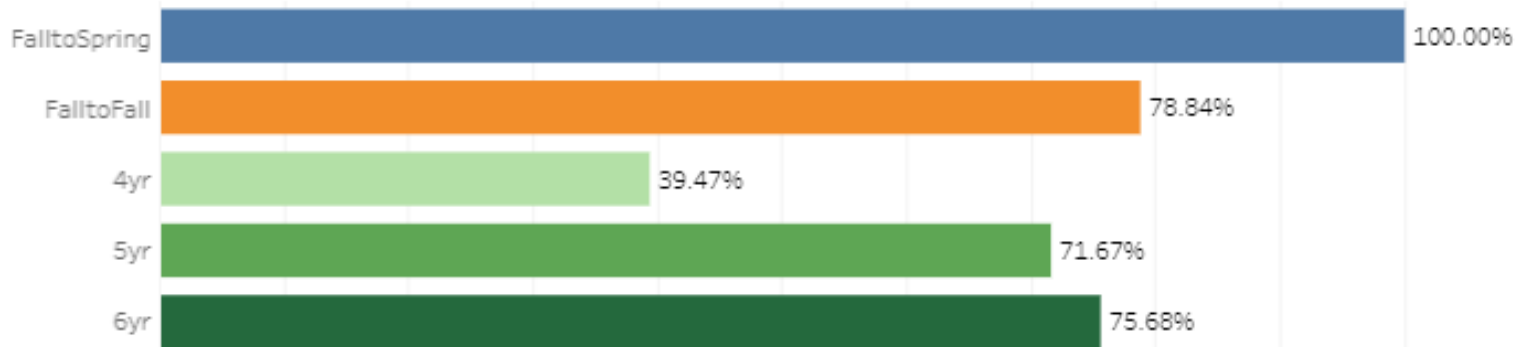
\*NOTE: Data collapsed over past 10 years due to small “n” and to identify patterns over time.

## ALL TEU



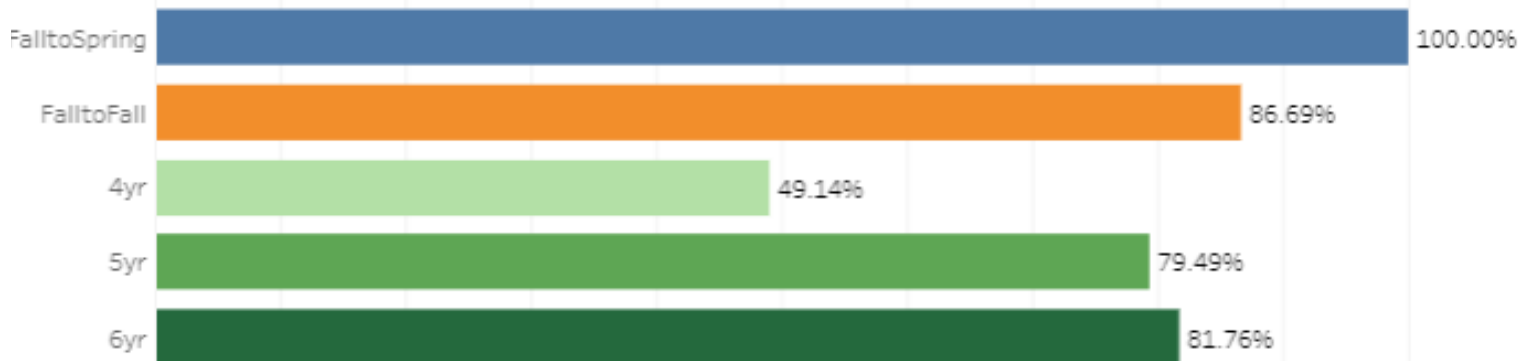
## ETHNICITY 1:

### All Non-White Combined



## ETHNICITY 2:

### White only



# General Summary

- **PERSISTENCE & RETENTION:**
  - TEU transfer students tend to persist and retain at higher rates than first time/fulltime TEU candidates (and BSC overall)
  - Slight downward trend in persistence for FT/FT TEU candidates since 2016 but upward trend in retention.
  - TEU students transfer out at much lower rates than BSC overall.
  - TEU is better than the college, overall (for persistence, retention, and transfer out rates after 1 year).
- **GRADUATION RATES:**
  - TEU 4 & 5 year graduation rates better than the college, overall, but still fairly low for students entering as education majors freshman year.
  - At 4 years, non-white students graduate at slightly lower rates than white (but is comparable at 5 and 6 years).
- **TRANSFER OUT RATES:**
  - Rates between TEU & college follow similar pattern, although TEU rates lower, overall.
  - Improved for TEU/BSC since 2010, however appear to be on a very mild uptick since 2014. Could increase in next few years as more students could transfer out.